



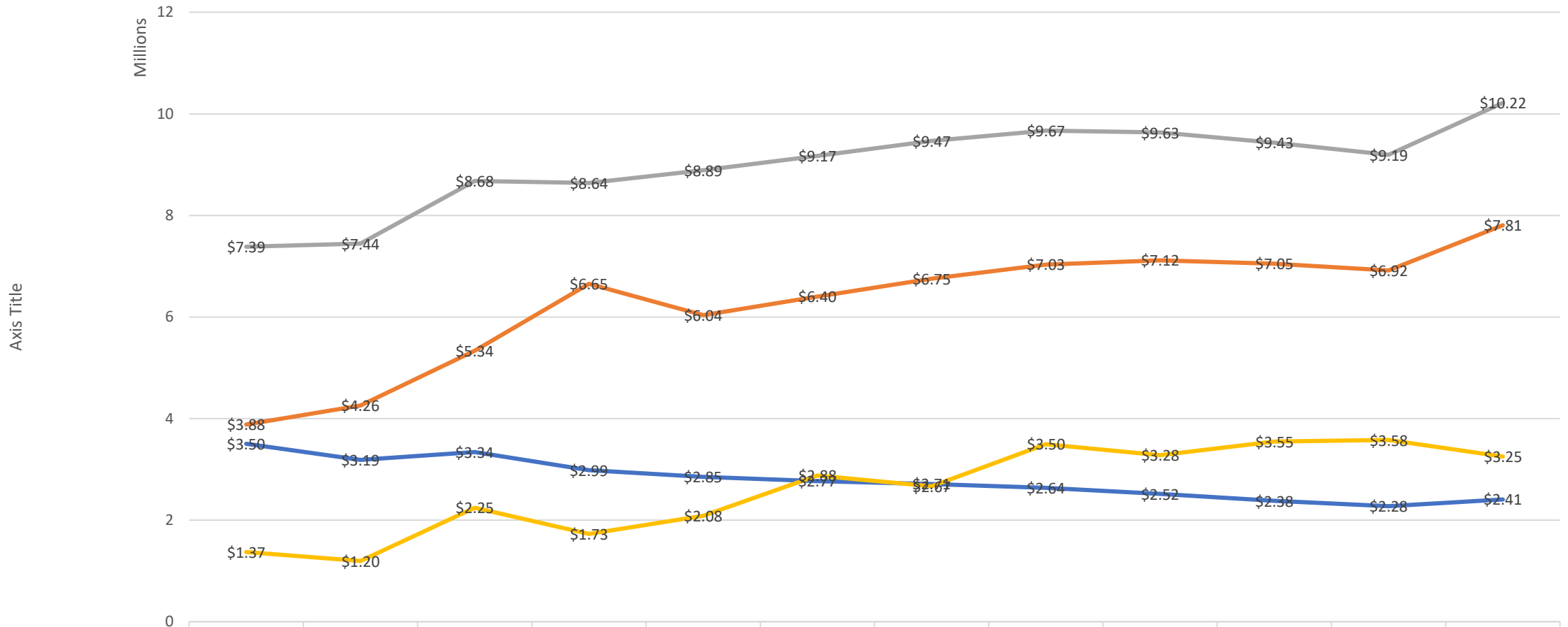
2023 Cannabis Data

Erica Ferrelli, Chief- Office of Cannabis Regulation

Presentation to the Cannabis Control Commission 1.12.2024

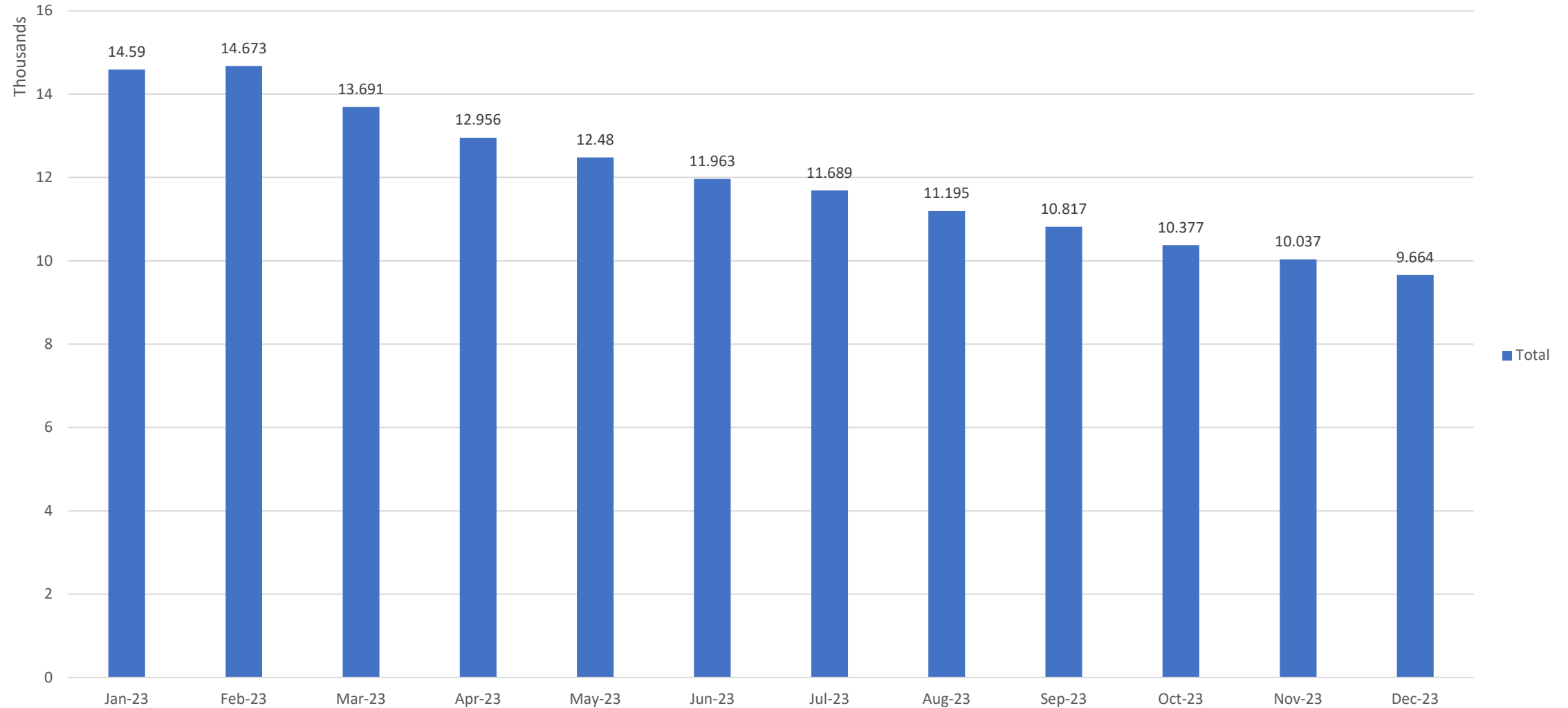
RHODE
ISLAND

2023 Cannabis Sales by Month

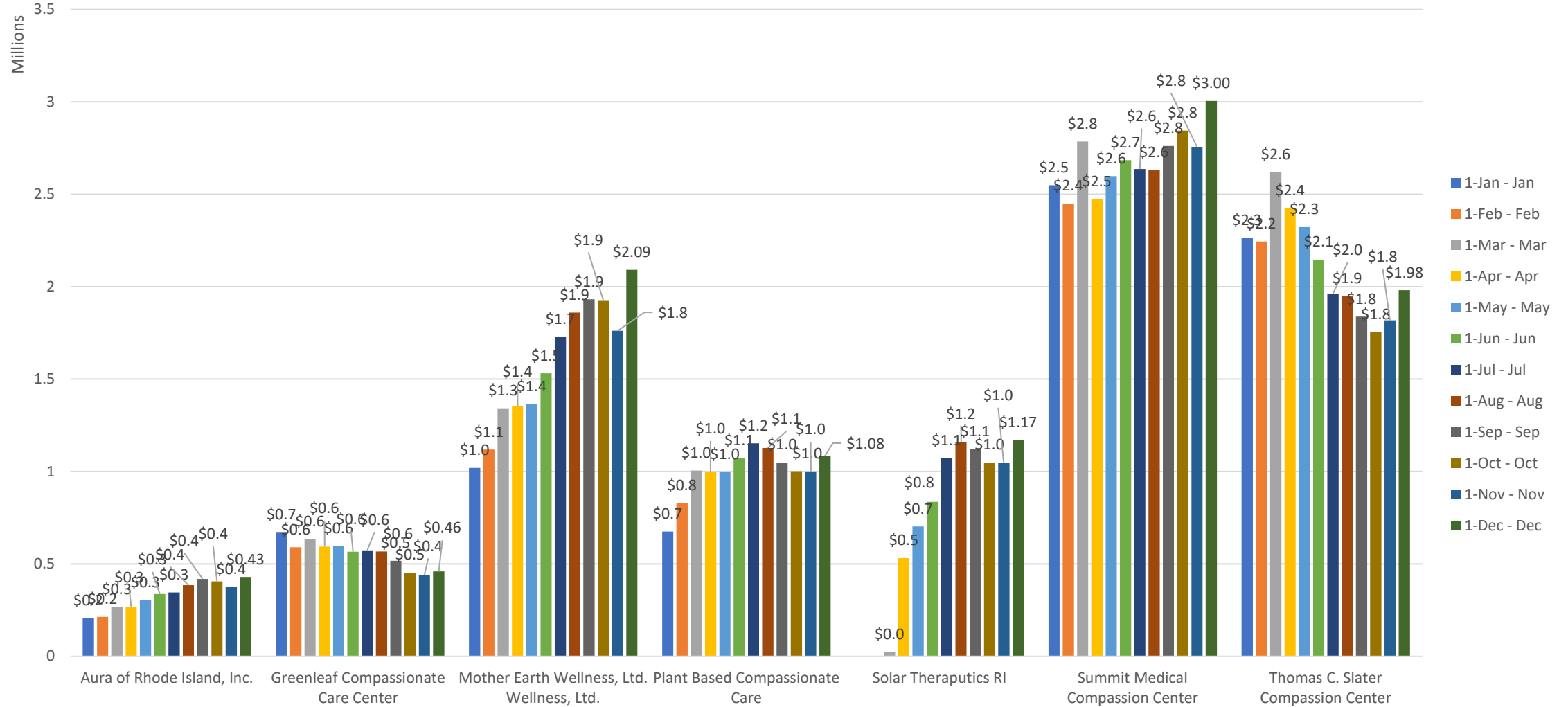


	Jan-23	Feb-23	Mar-23	Apr-23	May-23	Jun-23	Jul-23	Aug-23	Sep-23	Oct-23	Nov-23	Dec-23
Sum of Med Sales	3503413.88	3186331.27	3338851.13	2985357.1	2853849.79	2768940.24	2712023.61	2637216.55	2516624.64	2381005.08	2276733.43	2409313.9
Sum of Adult Sales	3882048.92	4258528.79	5337957.54	6654661.64	6035435.87	6401678.67	6753494.17	7033576.59	7116727	7049637.36	6916331.49	7806879.23
Sum of Total Sales	7385462.8	7444859.94	8676808.67	8640018.74	8889285.66	9170619.08	9465617.68	9670793.14	9633351.64	9430642.44	9193065.26	10216190.28
Sum of Wholesale	1371687.52	1195710.2	2245581.81	1729156.93	2083913.12	2877986.35	2668244.18	3496392.16	3279540.72	3547026.28	3576878.94	3252494.25

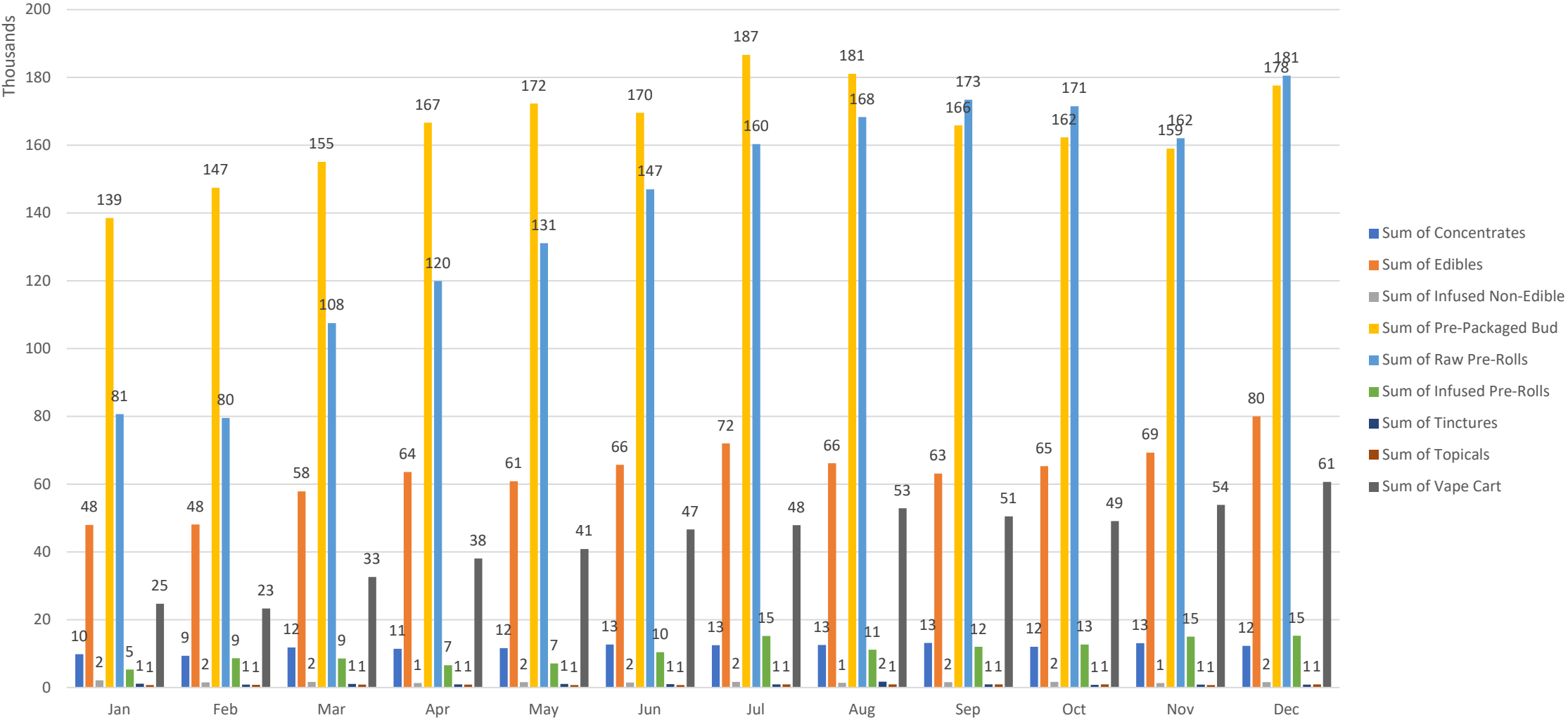
2023 Rhode Island Patient Registrations by Month



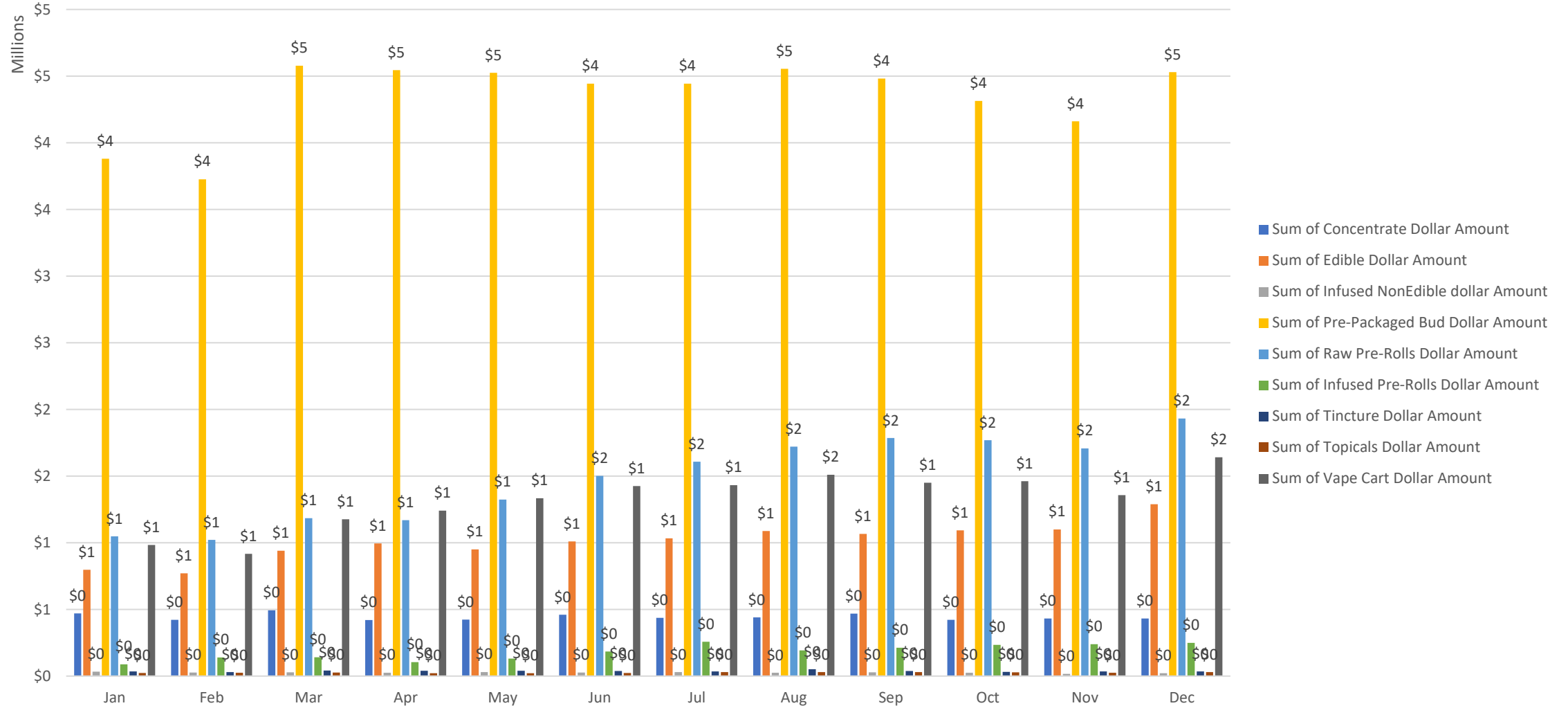
2023 Total Sales by Dispensary



2023 Count of Cannabis Products Sold by Month



2023 Total Cannabis Product Sales by Month



2023 Total Sales by Dispensary

Summit Medical Compassion Center d/b/a RISE	\$ 32,169,528.37
Thomas C. Slater Compassion Center	\$ 25,317,271.38
Mother Earth Wellness, Ltd. Wellness, Ltd.	\$ 19,024,428.12
Plant Based Compassionate Care d/b/a Sweetspot	\$ 11,987,793.77
Solar Therapeutics RI	\$ 8,700,278.13
Greenleaf Compassionate Care Center	\$ 6,662,828.07
Aura of Rhode Island, Inc.	\$ 3,954,487.73
Total	\$ 107,816,615.57

Top 10 Cultivators of 2023

License #	License Name	Sales Totals 2023
CV0066	Hangar 420 (OSCB)	\$ 3,553,251.94
CV0087	Aquidneck Harvest Company	\$ 2,283,232.54
CV0017	Mammoth	\$ 2,207,998.48
CV0005	IDBP, LLC d/b/a/ RI Finest Gardens	\$ 1,475,343.86
CV0092	GreenMed Pros	\$ 1,410,450.48
CV0059	Talaria	\$ 1,319,251.94
CV0010	STJ	\$ 1,299,423.59
CV0023	Deep Green	\$ 1,231,309.21
CV0106	Zenblend	\$ 1,155,562.43
CV0038	Bonsai Buds	\$ 1,154,502.44